

ВЫВОДНОЙ СВЕТОДИОД КРУГЛЫЙ

ARL-3014UEUBC/2L

FEATURES

- Hi-Eff Red and Blue chips are matched for uniform light output.
- T-1 type package.
- Long life solid state reliability.
- Low power consumption.
- I.C. compatible.
- Pb free.
- The product itself will remain within RoHS compliant version.

DESCRIPTIONS

- The lamp contains two integral chips and is available bicolor.
- The Red and Yellow Green light is emitted by diodes of AlGaInP and InGaN respectively.
- Water clear lens color.

APPLICATIONS

- TV set.
- Monitor.
- Telephone.
- Computer.
- Circuit board.

DEVICE SELECTION GUIDE


LED Part No.	CHIP		Lens Color
	Material	Emitted Color	
ARL-3014UEUBC/2L	AlGaInP	Red	Water clear
	InGaN	Blue	



3 mm



CLEAR



USAGE NOTES:

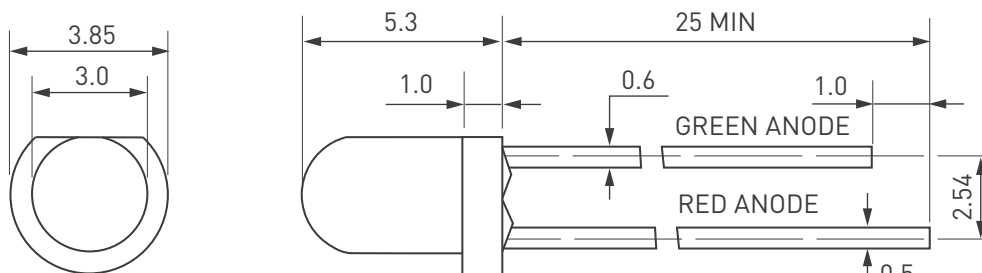
Surge will damage the LED.

When using LED, it must use a protective resistor in series with DC current about 18 mA.



ATTENTION!
ELECTROSTATIC SENSITIVE DEVICES.
OBSERVE PRECAUTIONS FOR HANDLING.

PACKAGE DIMENSIONS



Unit: mm.

Notes:

Other dimensions are in millimeters, tolerance is 0.25 mm except being specified.

Protruded resin under flange is 1.5 mm Max LED.

Bare copper alloy is exposed at tie-bar portion after cutting.

ABSOLUTE MAXIMUM RATING ($T_A = +25^\circ\text{C}$)

Parameter	Symbol	Absolute Maximum Rating	Unit
Forward Pulse Current	I_{FPM}	70	mA
Forward Current	I_{FM}	30	mA
Reverse Voltage	V_R	5	V
Power Dissipation	P_D	140	mW
Operating Temperature	T_{opr}	-40... +80	$^\circ\text{C}$
Storage Temperature	T_{stg}	-40... +100	$^\circ\text{C}$
Soldering Heat (5s)	T_{sol}	260	$^\circ\text{C}$

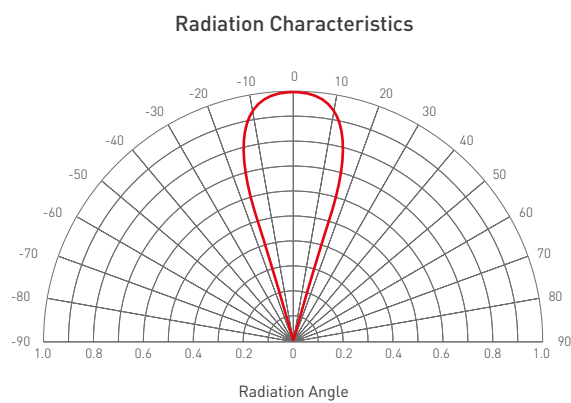
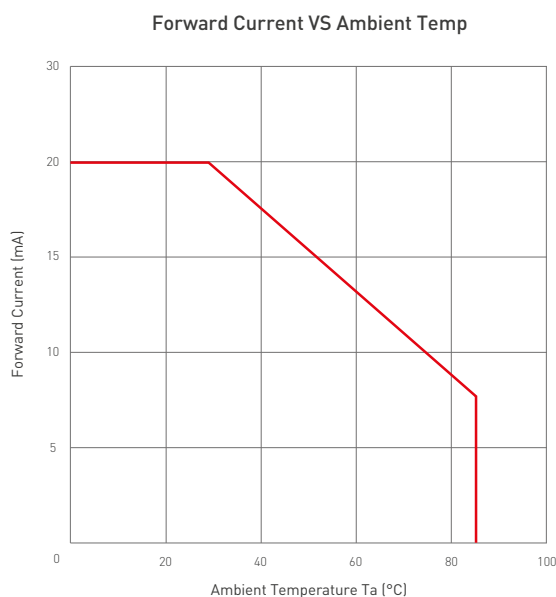
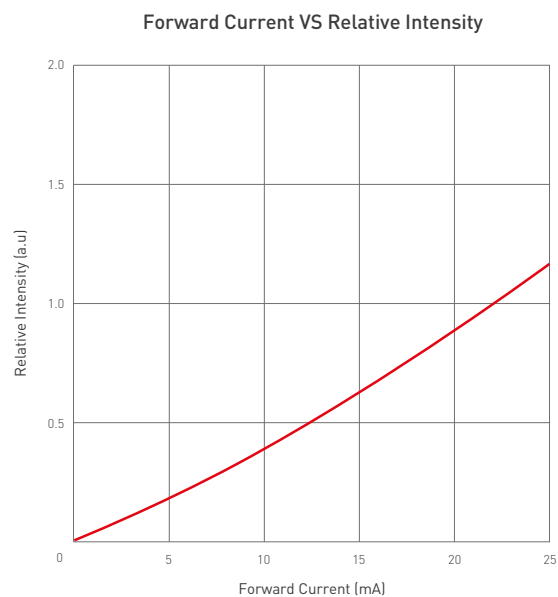
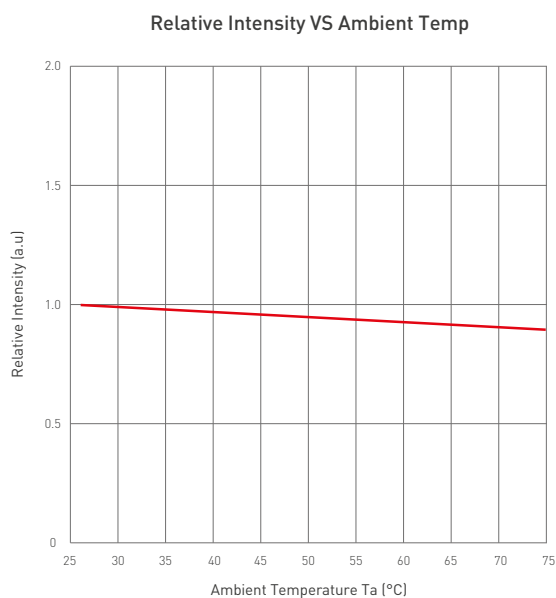
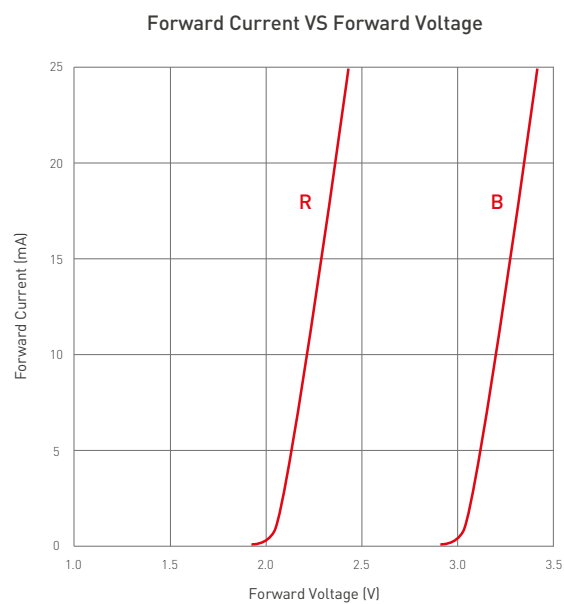
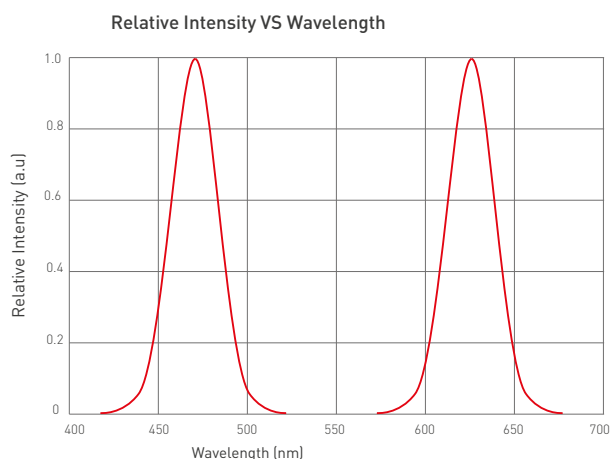
ELECTRO-OPTICAL CHARACTERISTICS ($T_A = +25^\circ\text{C}$)

Parameter	Symbol	Device	Min.	Typ.	Max.	Unit	Test Condition
Luminous Intensity	I_v	Red	500	1000	2000	mcd	$I_f=20\text{mA}$
		Blue	500	1500	2000		
Viewing Angle	$2\theta_{1/2}$	Red	30	—	40	Deg	(Note 1)
		Blue					
Peak Emission Wavelength	λ_p	Red	620	630	635	nm	$I_f=20\text{mA}$
		Blue	460	465	470		
Spectral Line Half-Width	$\Delta\lambda$	Red	15	20	25	nm	$I_f=20\text{mA}$
		Blue	25	30	35		
Forward Voltage	V_F	Red	1.9	—	2.3	V	$I_f=20\text{mA}$
		Blue	2.9	—	3.5		
Reverse Current	I_R	Red	—	—	10	μA	$V_R=5\text{V}$
		Blue					

Note:

- Luminous intensity is measured with a light sensor and filter combination that approximates the CIE eye-response curve.
- $\theta_{1/2}$ is the off-axis angle at which the luminous intensity is half the axial luminous intensity.

TYPICAL ELECTRO-OPTICAL CHARACTERISTICS CURVES



NOTES

1. Above specification may be changed without notice. HYLEd will reserve authority on material change for above specification.
2. When using this product, please observe the absolute maximum ratings and the instructions for using outlined in these specification sheets. HYLEd assumes no responsibility for any damage resulting from use of the product which does not comply with the absolute maximum ratings and the instructions included in these specification sheets.
3. These specification sheets include materials protected under copyright of HYLEd corporation. Please don't reproduce or cause anyone to reproduce them without HYLEd's consent.